

---

## QualFast Table Of Contents

---

<u>Component {Prefix}</u>	<u>Page</u>
Street Performance Valves {53-} .....	1
High Performance Valves {50-}.....	2
Racing Valves {12-} .....	3
Sport Compact High Performance Valves {51-} .....	5
Manganese Bronze and Hardened Cast Iron Guides {30- & 31-} .....	7
High Performance Springs {52-}.....	8
High Performance Spring Locators (Listed in Spring Notes) {52-} ...	9
High Performance Retainers {55-}.....	10
High Performance Valve Stem Seals {38-} .....	11
High Performance Lifters {56-} .....	12
High Performance Valve Spring Inserts {33-}.....	12
High Performance Water Pumps {58-} .....	13

**Warranty / Disclaimer**

The purchaser is solely responsible for determining the suitability of any and all products obtained from QualCast, LLC, for any given application or purpose. Purchaser understands that racing parts offered by QualCast are subject to varied conditions beyond the control of QualCast. The decision to use any product or service for any application or situation rests entirely upon said purchaser. The purchaser further agrees that anything received from QualCast carries no warranty, fitness of purpose, or guarantee of merchantability. This applies to all things expressed or implied, oral or written to purchaser and/or end user.

# QUALFAST STREET PERFORMANCE VALVES

*Our "53-" Street Performance is made of a high grade stainless (21-2N) steel for street and mild racing applications, manufactured to the same precision as our other series including swirl polished underheads and undercut stems. Packaged in matched sets of 8 per box*

- \* Swirl Polished Underheads
- \* Chrome-Plated Stems
- \* Wafer-Welded Tips
- \* Undercut Stems



Part No	Head Diameter	Length	Stem Diameter	I/E	Tip
<b>Chevrolet Small Block</b>					
53-100150	1.500	4.910	0.3410	Exh	0.250
53-100160	1.600	4.930	0.3410	Exh	0.250
53-1001601	1.600	5.020	0.3410	Exh	0.250
53-100194	1.940	4.910	0.3410	Int	0.250
53-1001941	1.940	5.010	0.3410	Int	0.250
53-100202	2.020	4.910	0.3410	Int	0.250
53-1002021	2.020	5.010	0.3410	Int	0.250
53-100205	2.057	4.910	0.3410	Int	0.250
53-1002051	2.057	5.010	0.3410	Int	0.250
53-100208	2.081	4.910	0.3410	Int	0.250
53-1002081	2.081	5.010	0.3410	Int	0.250
<b>Chevrolet Big Block</b>					
53-100188	1.880	5.350	0.3410	Exh	0.220
53-1001881	1.880	5.450	0.3410	Exh	0.220
53-100225	2.250	5.217	0.3410	Int	0.220
53-1002251	2.250	5.317	0.3410	Int	0.220



We Build Custom Kits! 53-160202EK-2, pictured at left, contains:  
 8 53-100160,  
 8 53-100202,  
 16 52-11010 springs,  
 32 34-555 keepers, and 16  
 38-532-55 stem seals. Call for your custom kit with custom pricing.

# QUALFAST HIGH PERFORMANCE VALVES

Our "50-" H.P. line offers 21-4N stainless steel material, plus a special heat treatment for added strength. These valves are designed for heavy duty performance or racing engines. Some racing classes won't allow undercut stems, so these stems are straight.

- \* Swirl Polished Underheads
- \* Wafer-Welded Tips
- \* Chrome-Plated Stems
- \* Straight Stems



Part No	Head Diameter	Length	Stem Diameter	I/E	Tip	Oil Groove
<b>Chevrolet Small Block</b>						
50-100150	1.500	4.910	0.3415	Exh	0.250	<input checked="" type="checkbox"/>
50-100160	1.600	4.910	0.3415	Exh	0.250	<input checked="" type="checkbox"/>
50-1001601	1.600	5.010	0.3415	Exh	0.250	<input checked="" type="checkbox"/>
50-100163	1.625	4.910	0.3415	Exh	0.250	<input checked="" type="checkbox"/>
50-100194	1.940	4.910	0.3415	Int	0.250	<input checked="" type="checkbox"/>
50-100202	2.020	4.910	0.3415	Int	0.250	<input checked="" type="checkbox"/>
50-1002021	2.020	5.010	0.3415	Int	0.250	<input checked="" type="checkbox"/>
50-100206	2.050	4.910	0.3415	Int	0.250	<input checked="" type="checkbox"/>
50-1002061	2.055	5.010	0.3415	Int	0.250	<input checked="" type="checkbox"/>
50-100208	2.080	4.910	0.3415	Int	0.250	<input type="checkbox"/>
50-1002081	2.080	5.010	0.3415	Int	0.250	<input checked="" type="checkbox"/>
50-100210	2.100	4.915	0.3415	Int	0.260	<input checked="" type="checkbox"/>
<b>Chevrolet Big Block</b>						
50-110172	1.725	5.350	0.3715	Exh	0.220	<input type="checkbox"/>
50-110175	1.750	5.375	0.3715	Exh	0.225	<input type="checkbox"/>
50-110188	1.880	5.350	0.3715	Exh	0.220	<input type="checkbox"/>
50-100188	1.880	5.350	0.3410	Exh	0.220	<input type="checkbox"/>
50-110207	2.065	5.216	0.3715	Int	0.220	<input type="checkbox"/>
50-110219	2.190	5.216	0.3715	Int	0.220	<input type="checkbox"/>
50-110225	2.250	5.216	0.3715	Int	0.220	<input type="checkbox"/>
50-1102251	2.250	5.340	0.3720	Int	0.220	<input type="checkbox"/>
50-110230	2.300	5.216	0.3715	Int	0.220	<input type="checkbox"/>
50-1102301	2.300	5.316	0.3715	Int	0.220	<input type="checkbox"/>
50-100230	2.300	5.316	0.3410	Int	0.220	<input type="checkbox"/>
50-1002301	2.300	5.466	0.3415	Int	0.250	<input type="checkbox"/>

# QUALFAST RACING VALVES

***Our Valves Are Undercut,  
And Our Performance Is  
Overwhelming!***



- \* Premium One-Piece 21-4N Stainless Steel
- \* Undercut Valve Stems
- \* Swirl Polished Underheads
- \* Wafer-Welded Tips
- \* Chrome-Plated Stems

***Our "12-" Racing line offers the highest quality Stainless Steel, plus a special heat treatment for unsurpassed ductility and strength along with a weight saving design including thinner margins and seats, while maintaining optimal heat transfer.***

Part No	Head Diameter	Length	Stem Diameter	I/E	Tip
<b>Chevrolet Small Block</b>					
12-27035	1.500	4.910	0.3415	Exh	0.250
12-27036	1.550	4.930	0.3410	Exh	0.250
12-27045	1.600	4.930	0.3410	Exh	0.250
12-27046	1.600	5.020	0.3410	Exh	0.250
12-27049	1.625	4.930	0.3410	Exh	0.250
12-27005	1.940	4.910	0.3415	Int	0.250
12-27015	2.020	4.910	0.3410	Int	0.250
12-27017	2.020	4.980	0.3410	Int	0.250
12-27016	2.020	5.010	0.3410	Int	0.250
12-27025	2.055	4.910	0.3410	Int	0.250
12-27026	2.055	5.010	0.3410	Int	0.250
12-27027	2.080	4.910	0.3410	Int	0.250
12-27028	2.080	5.010	0.3410	Int	0.250
<b>Chevrolet LS1</b>					
12-27031	1.570	4.920	0.3134	Exh	0.160
12-27006	2.020	4.880	0.3138	Int	0.160
<b>Chevrolet Big Block</b>					
12-27125	1.725	5.350	0.3710	Exh	0.220
12-27175	1.880	5.350	0.3410	Exh	0.220
12-27135	1.880	5.350	0.3710	Exh	0.220
12-27139	1.880	5.450	0.3410	Exh	0.220
12-27138	1.880	5.450	0.3710	Exh	0.220
12-21882	1.880	5.600	0.3410	Exh	0.220
12-21901	1.900	5.450	0.3410	Exh	0.220
12-21902	1.900	5.600	0.3410	Exh	0.220
12-27105	2.065	Std.	0.3710	Int	0.220
12-27118	2.190	+100	0.3410	Int	0.220
12-27119	2.190	+100	0.3710	Int	0.220
12-22191	2.190	+250	0.3410	Int	0.220

Part No	Head Diameter	Length	Stem Diameter	I/E	Tip
---------	---------------	--------	---------------	-----	-----

**Chevrolet Big Block**

12-27115	2.190	Std.	0.3710	Int	0.220
12-27146	2.250	+100	0.3710	Int	0.220
12-27152	2.250	+100	0.3410	Int	0.220
12-27116	2.250	+250	0.3410	Int	0.220
12-27145	2.250	Std.	0.3710	Int	0.220
12-27185	2.250	Std.	0.3410	Int	0.220
12-21301	2.300	+100	0.3410	Int	0.220
12-27190	2.300	+250	0.3410	Int	0.220

**Ford Small Block**

12-27314	1.540	5.090	0.3415	Exh	0.395
12-27337	1.600	5.090	0.3410	Exh	0.395
12-27334	1.840	5.090	0.3419	Int	0.395
12-27317	1.900	5.090	0.3410	Int	0.395
12-27318	1.940	5.090	0.3419	Int	0.395
12-27319	2.020	5.090	0.3410	Int	0.395

**Ford 351 Cleveland**

12-27364	1.650	5.060	0.3410	Exh	0.250
12-27365	1.710	5.060	0.3410	Exh	0.250
12-27366	1.725	5.060	0.3410	Exh	0.250
12-27345	2.190	5.225	0.3410	Int	0.280
12-27355	2.250	5.225	0.3410	Int	0.280

**Ford Big Block**

12-27385	1.745	5.050	0.3410	Exh	0.340
12-27389	1.760	4.960	0.3410	Exh	0.250
12-27378	2.190	5.265	0.3410	Int	0.250
12-27375	2.250	5.276	0.3410	Int	0.280



# QUALFAST SPORT COMPACT H.P. VALVES

- \* Premium One-Piece Stainless Steel
- \* Straight and Undercut Valve Stems
- \* Swirl Polished Underheads
- \* Wafer-Welded Tips
- \* Chrome-Plated Stems



**Our 51- Sport Compact line combines 21-4N Stainless Steel material with both swirl-polished straight stems, and swirl-polished undercut stems for maximum flow and efficiency.**

Part No	Head Diameter	Length	Stem Diameter	I/E	Tip	Note
<b>Acura B18A1-B1</b>						
51-7777	28 mm	106 mm	6.5 mm	Exh	4.1 mm	
51-7775	28.5 mm	106 mm	6.5 mm	Exh	4.1 mm	
51-7776	31 mm	105.5 mm	6.5 mm	Int	4.1 mm	Undercut
51-7774	31.5 mm	105.5 mm	6.5 mm	Int	4.1 mm	Undercut
<b>Acura K20A2</b>						
51-7771	30 mm	108.7 mm	5.5 mm	Exh	2.15 mm	
51-7769	31 mm	108.7 mm	5.5 mm	Exh	2.15 mm	
51-7770	35 mm	109 mm	5.5 mm	Int	2.15 mm	Undercut
51-7768	36 mm	109 mm	5.5 mm	Int	2.15 mm	Undercut
<b>Acura/Honda B16A-3, B17A, B18C1-5 VTEC</b>						
51-7772	28 mm	102.5 mm	5.5 mm	Exh	2.5 mm	Nitrided
51-7308	28.5 mm	102.5 mm	5.5 mm	Exh	2.5 mm	
51-77723-16	28/33mm		5.5 mm	Both	2.5mm	16 Valve Set
51-7312	29 mm	102.5 mm	5.5 mm	Exh	2.5 mm	
51-7773	33 mm	102.35 mm	5.5 mm	Int	2.5 mm	Undercut, Nitrid
51-7310	33.5 mm	102.35 mm	5.5 mm	Int	2.5 mm	Undercut
51-7311	34 mm	102.35 mm	5.5 mm	Int	2.5 mm	Undercut
<b>Honda Accord F22B1 VTEC</b>						
51-7783	29 mm	114.25 mm	5.5 mm	Exh	3.5 mm	
51-7781	30 mm	114.25 mm	5.5 mm	Exh	3.5 mm	
51-7782	34 mm	116 mm	5.5 mm	Int	3.5 mm	Undercut
51-7780	35 mm	116 mm	5.5 mm	Int	3.5 mm	Undercut
<b>Honda Civic D16Z6-Y5-Y7-Y8 VTEC</b>						
51-7787	26 mm	115.95 mm	5.5 mm	Exh	1.9 mm	
51-7785	27 mm	115.95 mm	5.5 mm	Exh	1.9 mm	
51-7786	30 mm	118.6 mm	5.5 mm	Int	1.9 mm	Undercut
51-7784	31 mm	118.6 mm	5.5 mm	Int	1.9 mm	Undercut

Part No	Head Diameter	Length	Stem Diameter	I/E	Tip	Note
<b>Honda Civic CRX D16A6</b>						
51-7791	25 mm	118.75 mm	5.5 mm	Exh	4.1 mm	
51-7789	26 mm	118.75 mm	5.5 mm	Exh	4.1 mm	
51-7790	29 mm	115 mm	5.5 mm	Int	4.1 mm	Undercut
51-7788	30 mm	115 mm	5.5 mm	Int	4.1 mm	Undercut
<b>Honda Prelude H22A1-4</b>						
51-7799	30 mm	107.1 mm	5.5 mm	Exh	1.9 mm	
51-7797	31 mm	107.1 mm	5.5 mm	Exh	1.9 mm	
51-7798	35 mm	106.85 mm	5.5 mm	Int	1.9 mm	Undercut
51-7796	36 mm	106.85 mm	5.5 mm	Int	1.9 mm	Undercut
<b>Dodge Neon DOHC</b>						
51-7842	30.5 mm	110 mm	6 mm	Exh	11 mm	
51-7843	31.5 mm	110 mm	6 mm	Exh	11 mm	
51-7847	35 mm	111.7 mm	6 mm	Int	11 mm	Undercut
51-7848	36 mm	111.7 mm	6 mm	Int	11 mm	Undercut
<b>GM 2.2L Eco-Tec</b>						
51-7930	30.15 mm	101.5 mm	6 mm	Exh	5.4 mm	
51-7929	31.15 mm	101.5 mm	6 mm	Exh	5.4 mm	
51-7928	35.15 mm	102.5 mm	6 mm	Int	5.4 mm	Undercut
<b>Mitsubishi Eclipse 4G63-T</b>						
51-7807	30.5 mm	109.75 mm	6.5 mm	Exh	3.75 mm	
51-7808	31.5 mm	109.75 mm	6.5 mm	Exh	3.75 mm	
51-7809	34 mm	109.75 mm	6.5 mm	Int	3.75 mm	Undercut
51-7804	35 mm	109.75 mm	6.5 mm	Int	3.75 mm	Undercut
<b>Mitsubishi 3000GT 6G72-T</b>						
51-7803	30.5 mm	105.5 mm	6.5 mm	Exh	3.75 mm	
51-7801	31.5 mm	105.5 mm	6.5 mm	Exh	3.75 mm	
51-7802	35 mm	106.4 mm	6.5 mm	Int	3.75 mm	Undercut
51-7800	36 mm	106.4 mm	6.5 mm	Int	3.75 mm	Undercut
<b>Nissan Sentra SE-R SR20DE</b>						
51-7608	30.15 mm	102.3 mm	6 mm	Exh	3.7 mm	
51-7606	31.15 mm	102.3 mm	6 mm	Exh	3.7 mm	
51-7607	34.15 mm	101.4 mm	6 mm	Int	3.7 mm	Undercut
51-7605	35.15 mm	101.4 mm	6 mm	Int	3.7 mm	Undercut

# MANGANESE BRONZE AND HARDENED CAST IRON GUIDES

Manganese Bronze guides are precision machined from the highest quality, specially formulated material. This material offers improved thermal conductivity, lower friction, higher strength, and superior corrosion resistance.

Our Hardened Cast Iron Guides are manufactured from a special premium cast iron alloy, then heat treated to 30 Rockwell C.

Part No	I.D.	O.D.	Length	Part No	I.D.	O.D.	Length
<b>Material: MANGANESE BRONZE</b>				<b>Universal</b>			
<b>Chevrolet LS1</b>				<b>31-6872</b>	0.3110	0.4390	2.281
<b>31-3053</b>	0.3150	0.5000	2.115	<b>31-7359</b>	0.3150	0.4755	1.450
<b>Acura B18A1-B1</b>				<b>31-4002</b>	0.3413	0.5020 /0.530	2.234
<b>31-8156</b>	0.2598	0.4750	1.770	<b>31-4003</b>	0.3413	0.5020 /0.530	2.600
<b>31-8155</b>	0.2598	0.4750	1.970	<b>31-7907</b>	0.3420	0.5020	2.375
<b>Acura/Honda B16A-3, B17A, B18C1-5 VTEC</b>				<b>31-7259</b>	0.3420	0.5020	3.065
<b>31-8576</b>	0.2165	0.4750	1.635	<b>31-7715</b>	0.3430	0.5020	2.125
<b>31-8397</b>	0.2165	0.4750	1.640	<b>31-7946</b>	0.3430	0.5020	2.250
<b>31-8577</b>	0.2165	0.4750	1.870	<b>31-7459</b>	0.3430	0.5020	2.375
<b>Honda Accord F22B1 VTEC</b>				<b>31-7460</b>	0.3430	0.5020	2.500
<b>31-8158</b>	0.2165	0.4360	1.870	<b>31-5604</b>	0.3430	0.5020	2.625
<b>31-8157</b>	0.2165	0.4360	2.120	<b>31-6106</b>	0.3430	0.5020	2.750
<b>Honda Prelude H22A1-4</b>				<b>31-8012</b>	0.3430	0.5020	2.875
<b>31-8582</b>	0.2165	0.4750	1.715	<b>31-6867</b>	0.3440	0.5020	2.125
<b>31-8583</b>	0.2165	0.4750	2.045	<b>31-5607</b>	0.3440	0.5020	2.250
<b>Dodge Neon DOHC</b>				<b>31-6105</b>	0.3440	0.5020	2.500
<b>31-8556</b>	0.2355	0.4355	1.730	<b>31-7552</b>	0.3440	0.5650	2.875
<b>Ford 2.0L DOHC ZETEC</b>				<b>31-8009</b>	0.3720	0.5020	2.375
<b>31-8662</b>	0.2389	0.4730	1.400	<b>31-7260</b>	0.3730	0.5020	2.875
<b>Mitsubishi Eclipse 4G63-T</b>				<b>31-7279</b>	0.3730	0.5650	2.875
<b>31-8193</b>	0.2598	0.4755	1.790	<b>31-8017</b>	0.3735	0.5020	2.375
<b>31-8194</b>	0.2598	0.4755	1.990	<b>31-8016</b>	0.3735	0.5020	2.625
<b>Nissan Sentra SE-R SR20DE</b>				<b>31-6107</b>	0.3740	0.5020	2.250
<b>31-8216</b>	0.2362	0.3955	1.635	<b>31-6108</b>	0.3740	0.5020	2.375
<b>31-8217</b>	0.2362	0.3955	1.695	<b>31-6109</b>	0.3740	0.5020	2.500
<b>Toyota Supra 2JZGE-T</b>				<b>Material: HARDENED CAST IRON</b>			
<b>31-8038</b>	0.2362	0.4350	1.595	<b>Universal</b>			
<b>31-8147</b>	0.2362	0.4355	1.515	<b>30-9977H</b>	0.3120	0.5020	2.281
				<b>30-9460H</b>	0.3430	0.5020	2.500
				<b>30-9607H</b>	0.3440	0.5020	2.250
				<b>30-9523H</b>	0.3440	0.5020	3.063
				<b>30-9964H</b>	0.3730	0.5020	2.625
				<b>30-9108H</b>	0.3740	0.5020	2.375
				<b>30-9458H</b>	0.3740	0.5020	3.063
				<b>30-9972H</b>	0.3740	0.6205	2.630

# QUALFAST HIGH PERFORMANCE SPRINGS

Manufactured by the industry-leading high performance valve spring factory, QualFast high performance springs employ the latest materials and manufacturing processes. All QualFast springs are wound using super-clean chrome silicon or chrome vanadium alloyed wires. Our springs are engineered for high performance, giving optimum lift and preventing valve float.



Part No	O.D.	I.D.	Max Lift	Closed Load	Open Load	Coil Bind	Note
<b>Domestic Performance</b>							
<b>Dual</b>							
52-10300	1.306	0.676	0.650	140 @ 1.800	385 @ 1.150	1.100	Hyd., Chevy LS1
52-10204	1.384	0.810	0.490	115 @ 1.625	220 @ 1.150	0.950	Hyd., Olds. V8, Pont. 4 Cyl. & V8
52-10201	1.437	0.810	0.590	140 @ 1.800	295 @ 1.300	1.100	Mech., Chevy V6, 262Z, SB, Ford SB, BB
52-10203	1.437	0.815	0.590	110 @ 1.700	245 @ 1.200	0.975	Mech., Chry. SB
52-10205	1.437	0.815	0.510	130 @ 1.700	295 @ 1.200	1.100	Mech., Olds. V8
52-10206	1.437	0.796	0.590	165 @ 1.800	315 @ 1.300	1.100	Mech., Roller Chevy V6, 262Z, SB, Ford SB
52-10207	1.460	0.800	0.610	145 @ 1.800	350 @ 1.200	1.080	Mech., Roller Chevy V6, 262Z, SB, Ford SB
52-10208	1.470	0.820	0.560	110 @ 1.880	350 @ 1.330	1.250	Hyd., Chevy 454/HO
52-10202	1.515	0.800	0.630	140 @ 1.940	360 @ 1.300	1.200	Mech. Flat / Hyd. Roller Chevy BB, Mech. Flat Chry. BB
<b>Dual w/ Damper</b>							
52-10210	1.437	0.750	0.590	130 @ 1.800	295 @ 1.30	1.100	Mech. Flat / Hyd. Roller Chevy SB, Ford SB
52-10209	1.540	0.731	0.680	190 @ 1.940	450 @ 1.375	1.200	Mech., Roller Chevy BB
<b>Single Conical</b>							
52-10110	1.050 T	0.636 T	0.550	80 @ 1.640	185 @ 1.090	0.952	Ford 4.6L SOHC 2V. Ovate Wire, Nitrided. I.D. T to 0.738
52-10109	1.289 T	0.660 T	0.500	130 @ 1.800	265 @ 1.200	1.140	Hyd., Chevy LS1. I.D. T to 0.880
<b>Single w/ Damper</b>							
52-10101	1.215	0.860	0.490	120 @ 1.700	265 @ 1.200	1.150	Hyd., Chevy L6, V6,
52-10106	1.235	0.880	0.480	115 @ 1.700	260 @ 1.200	1.160	Hyd., Buick 231
52-10008	1.240	0.876	0.490	80 @ 1.700	200 @ 1.250	1.150	Hyd., Chevy 262Z, SB
52-10108	1.260	0.876	0.600	130 @ 1.800	350 @ 1.200	1.140	Mech. Flat / Hyd. Roller, Chevy SB
52-10010	1.260	0.876	0.490	120 @ 1.700	300 @ 1.200	1.160	Hyd., Chevy 262Z, SB
52-11010	1.260	0.876	0.550	110 @ 1.800	325 @ 1.200	1.160	Hyd. Chevy 262Z, SB +.100 Inst. Height
52-10107	1.260	0.876	0.550	125 @ 1.750	325 @ 1.200	1.160	Mech. Flat / Hyd. Roller, Chevy SB
52-10102	1.435	1.035	0.540	110 @ 1.700	300 @ 1.150	1.100	Mech., Chry. SB
52-10104	1.437	1.073	0.490	110 @ 1.530	230 @ 1.040	0.925	Hyd., Ford 2.3L
52-10105	1.460	1.060	0.540	115 @ 1.820	245 @ 1.320	1.150	Hyd., Ford BB, SB
52-10012	1.494	1.080	0.540	95 @ 1.650	270 @ 1.200	1.085	Hyd., Chrys. SB
52-10011	1.504	1.090	0.540	90 @ 1.880	265 @ 1.380	1.265	Hyd., Chevy BB, Chry. BB
52-10103	1.539	1.125	0.540	135 @ 1.875	305 @ 1.350	1.160	Mech., Chrys. BB

# QUALFAST HIGH PERFORMANCE SPRINGS

Manufactured by the industry-leading high performance valve spring factory, QualFast high performance springs employ the latest materials and manufacturing processes. All QualFast springs are wound using super-clean chrome silicon or chrome vanadium alloyed wires. Our springs are engineered for high performance, giving optimum lift and preventing valve float.



Part No	Type	O.D.	I.D.	Closed Load	Open Load	Coil Bind	Note
<b>Acura B18A1-B1</b>							
52-8104	Dual	9 mm	21.3 m	80 @ 34mm	195 @ 10m	19mm	Use retainer "55-9008" and spring locator "52-8104-L" in place of stock spring base.
<b>Acura K20A2</b>							
52-8105	Dual	9.2 mm	21.3 m	70 @ 35mm	190 @ 10m	19mm	Use retainer "55-9000" and spring locator "52-8105-L" in place of stock spring base.
<b>Acura/Honda B16A-3, B17A, B18C1-5 VTEC</b>							
52-8101	Dual	8.6 mm	21.3 m	80 @ 34mm	195 @ 10m	19mm	Use retainer "55-9005" with stock spring base.
<b>Honda Civic D16Z6-Y5-Y7-Y8 VTEC</b>							
52-8108	Single	3 mm	15 mm	65 @ 49.5m	165 @ 10m	33mm	Use retainer "55-9012" with the stock spring base.
<b>Honda Prelude H22A1-4</b>							
52-8106	Dual	9.2 mm	21.3 m	70 @ 35mm	190 @ 10m	19mm	Use retainer "55-9001" with the stock spring base.
<b>Dodge Neon DOHC</b>							
52-8112	Dual	7.2 mm	18.3 m	70 @ 38.5m	240 @ 12m	23.5m	Use retainer "55-9014" with the stock spring base.
<b>GM 2.2L Eco-Tec</b>							
52-8117	Dual	7.7 mm	20.5 m	70 @ 34.5m	190 @ 10m	20mm	Use retainer "55-9016" and spring locator "52-8117-L" in place of the stock spring base.
<b>Mitsubishi Eclipse 4G63-T</b>							
52-8103	Dual	9 mm	21.3 m	80 @ 35mm	190 @ 10m	19mm	Use retainer "55-9006" and spring locator "52-8103-L" in place of the stock spring base.
<b>Mitsubishi 3000GT 6G72-T</b>							
52-8118	Dual	9 mm	21.3 m	80 @ 35mm	190 @ 10m	19mm	Use retainer "55-9003" with spring locator "52-8118-L" in place of the stock spring base.
<b>Toyota Supra 2JZGE-T</b>							
52-8109	Dual	8 mm	21.3 m	80 @ 35mm	195 @ 10m	19mm	Use retainer "55-9009" and spring locator "52-8109-L" in place of the stock spring base.

# QUALFAST HIGH PERFORMANCE RETAINERS

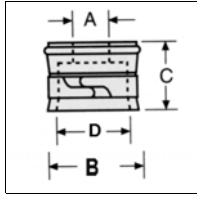
Precision Machined From Chrome Moly or Titanium, our High Performance Retainers are specially designed to work with our High Performance Springs.

Part No	Stem Dia	O.D.	Step 1 Dia.	Step 2 Dia.	Note
<b>Domestic Performance</b>					
55-7111	11/32	1.030	0.640		1.700 Inst. Height. Chevy LS1, Use w/ 52-10109. 7Deg
55-7108	11/32	1.125	0.855	0.640	1.775 Inst. Height (+075). Buick 231, Chevy L6, V6, SB. 7Deg
55-7100	11/32	1.240	0.865	0.680	1.700 Inst. Height. Buick 231, Chevy L6, V6, SB. 7Deg.
55-7104	11/32	1.375	1.075	0.792	1.800 Inst. Height (+100 Taller). Chevy SB, Ford 2.3L, SB. 7Deg
55-7110	11/32	1.400	1.060	0.690	1.800 Inst. Height (+100). Chevy SB, Ford SB. 7Deg
55-7102	11/32"	1.375	1.060	0.675	1.740 Inst. Height (+040). Chevy SB, Ford SB, BB, 2.3L, Olds V8, Pont. 4 Cyl., V8. 7Deg.
55-7105	3/8	1.375	1.075	0.792	+0.100 Inst. Height. Chry. SB, BB 7Deg
55-7107	3/8	1.500	1.135	0.725	+0.180 Inst. Height. Chevy BB, Chrys. BB 7Deg
55-7106	3/8	1.500	1.135	0.635	+0.110 Inst. Height. Chry. BB. 7Deg
55-7103	3/8"	1.375	1.060	0.675	Chry. SB. 7Deg
55-7109	8mm	1.030	0.650		Chevy LS1
<b>Acura B18A1-B1</b>					
55-9008	6.5mm	28.05mm	21.6mm	15.65mm	7 ° Titanium
<b>Acura K20A2</b>					
55-9000	5.5mm	28.05mm	21.7mm	15.4mm	7 ° Titanium
<b>Acura/Honda B16A-3, B17A, B18C1-5 VTE</b>					
55-9005	5.5mm	28.05mm	21.7mm	15.4mm	7 ° Titanium
<b>Honda Civic D16Z6-Y5-Y7-Y8 VTEC</b>					
55-9012	5.5mm	22.9mm	14.9mm		7 ° Titanium
<b>Honda Prelude H22A1-4</b>					
55-9001	5.5mm	28.05mm	21.7mm	15.4mm	7 ° Titanium
<b>Dodge Neon DOHC</b>					
55-9014	6mm	27mm	18.3mm		7 ° Titanium
<b>GM 2.2L Eco-Tec</b>					
55-9016	6mm	27.5mm	20.5mm	16mm	7 ° Titanium
<b>Mitsubishi Eclipse 4G63-T</b>					
55-9006	6.5mm	28.5mm	21.3mm	15.5mm	6 ° Titanium
<b>Mitsubishi 3000GT 6G72-T</b>					
55-9003	6.5mm	28.5mm	21.3mm	15.5mm	6 ° Titanium
<b>Toyota Supra 2JZGE-T</b>					
55-9009	6mm	27.5mm	21.2mm	15.4mm	6 ° Titanium

# HIGH PERFORMANCE VALVE STEM SEALS

## HP


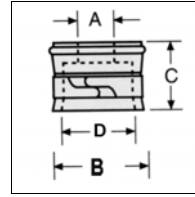
### H.P. Polymer



QC #	Nom. Stem Dia.	Nom. Guide O.D.	A	B	C	D
38-1007-90	11/32	0.530	0.336	0.630	0.458	0.523
38-1006-90	11/32	0.500	0.339	0.604	0.505	0.488
38-1008-90	3/8	0.530	0.373	0.625	0.459	0.513

## TE


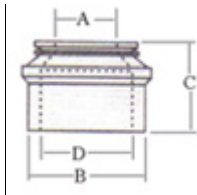
### All Teflon



QC #	Nom. Stem Dia.	Nom. Guide O.D.	A	B	C	D
38-1046-75	5/16	0.530	0.292	0.640	0.510	0.512
38-1053-75	5/16	0.415	0.293	0.500	0.510	0.390
38-1072-75	5/16	0.430	0.297	0.520	0.370	0.403
38-1090-75	11/32	0.500	0.319	0.640	0.510	0.470
38-1100-75	11/32	0.562	0.320	0.660	0.510	0.527
38-1066-75	11/32	0.530	0.328	0.630	0.510	0.509
38-1067-75	3/8	0.530	0.349	0.630	0.510	0.508
38-1091-75	3/8	0.500	0.354	0.600	0.510	0.474

## MC

### Metal Clad



QC #	Nom. Stem Dia.	Nom. Guide O.D.	A	B	C	D
38-997-45	7mm	0.476	0.250	0.562	0.517	0.471
38-802-45	5/16	0.531	0.272	0.677	0.516	0.519
38-804-45	11/32	0.502	0.275	0.623	0.531	0.491
38-8500-55	5/16	0.500	0.275	0.546	0.498	0.497
38-8530-55	5/16	0.530	0.275	0.575	0.498	0.527
38-805-55	5/16	0.500	0.280	0.608	0.502	0.491
38-107-55	11/32	0.500	0.300	0.635	0.530	0.482
38-108-45	11/32	0.502	0.303	0.620	0.524	0.495
38-532-55	11/32	0.531	0.303	0.674	0.527	0.523
38-806-55	11/32	0.562	0.303	0.660	0.513	0.553
38-9500-55	11/32	0.500	0.304	0.546	0.498	0.497
38-9530-55	11/32	0.530	0.304	0.575	0.498	0.527
38-403-45	3/8	0.625	0.335	0.741	0.530	0.617
38-371-45	11/32	0.552	0.338	0.676	0.493	0.546
38-375-55	3/8	0.531	0.338	0.677	0.520	0.516
38-373-55	3/8	0.500	0.340	0.623	0.530	0.488
38-377-45	3/8	0.562	0.343	0.661	0.516	0.553

Material Denoted by Suffix:  
 -45, 55 Viton/Metal  
 -75 All Teflon

-90 High Performance Polymer

Please Refer To Our QualCast Catalog for over 200 additional stem seals in various materials.

# QUALFAST HIGH PERFORMANCE LIFTERS

QualFast High Performance Lifters are designed to manage the load of our HP valve springs. Hydraulic High Performance lifters use a ball check-valve. All lifters have a spherical radius on the camface.



QC #	Type	Length	O.D.	Application
56-817	Hydraulic	2.00	0.8425	Chevy SB, Adjustable Valve Train
56-818	Hydraulic	2.00	0.8425	Chevy SB, Adjustable Valve Train Set To Zero Lash
36-992	Mechanical	2.00	0.8425	Chevy SB, BB, Adjustable Valve Train

# QUALFAST HIGH PERFORMANCE VALVE SPRING INSERTS

All QualFast Valve Sprint Inserts are manufactured with heat-retarding serrations. High Performance Inserts are designated with a -5 suffix and recognized by their blue color. HP Inserts are Case Hardened to prevent the valve spring from damaging the spring seat. 33-5\*\*\* series are Outside Cup Style to control spring walk.

QC #	Thickness	O.D.	I.D.
33-2043-5	30	0.796	0.515
33-2023-5	30	0.915	0.640
33-1083-5	30	0.970	0.445
33-1063-5	30	1.100	0.719
33-3003-5	30	1.125	0.719
33-8806-5	60	1.170	0.600
33-1056-5	60	1.218	0.875
33-8403-5	30	1.250	0.625
33-2033-5	30	1.250	0.812
33-8016-5	60	1.250	0.812
33-2016-5	60	1.250	0.875
33-3023-5	30	1.312	0.765
33-2003-5	30	1.360	0.640
33-1023-5	30	1.360	1.000
33-3013-5	30	1.375	0.765
33-5026-5	60	1.390	1.000
33-3066-5	60	1.437	0.645
33-3056-5	60	1.437	0.785
33-3033-5	30	1.480	0.703
33-6033-5	30	1.500	0.562
33-6026-5	60	1.500	0.765
33-1036-5	60	1.500	1.031
33-5066-5	60	1.530	0.645
33-6013-5	30	1.640	0.635
33-5146	60	1.700	0.570

QC #	Thickness	O.D.	I.D.
33-2046-5	60	0.796	0.515
33-2026-5	60	0.915	0.640
33-1086-5	60	0.970	0.445
33-1066-5	60	1.100	0.719
33-3006-5	60	1.125	0.719
33-1053-5	30	1.218	0.875
33-1073-5	30	1.250	0.625
33-1076-5	60	1.250	0.625
33-2036-5	60	1.250	0.812
33-2013-5	30	1.250	0.875
33-5056	60	1.265	0.821
33-3026-5	60	1.312	0.765
33-2006-5	60	1.360	0.640
33-1026-5	60	1.360	1.000
33-3016-5	60	1.375	0.765
33-3063-5	30	1.437	0.645
33-3053-5	30	1.437	0.785
33-5076-5	60	1.475	0.645
33-3036-5	60	1.480	0.703
33-6023-5	30	1.500	0.765
33-1033-5	30	1.500	1.031
33-5036-5	60	1.520	1.031
33-5126-5	60	1.613	0.570
33-6016-5	60	1.640	0.635

# QUALFAST HIGH PERFORMANCE WATER PUMPS

\* Precision Closed-Vane  
Impellers for Maximum Output

\* Precision Ground Fan Hubs  
for perfect pulley alignment

\* Heavy Duty Ball-Roller  
Bearings or Ball-Ball Bearings

***Higher flow and pressure  
for better cooling!!***

\*Aluminum or Phosphorous-  
Manganese Coating provides  
a Professional Finish

\*Zinc Coated Backplates and  
Bolts Resist Corrosion

\* Ceramic Seal Assemblies  
for Extended Service Life

Application	Part No	Material	Hub Height	A: Hole Dia. or Thread	B: Hole Dia. or Thread	C: Hose I.D.	
<b>CHC</b>	SB V8 304, 360, 401 '73-91	<b>58-3401</b>	Aluminum	4.800	15/16	15/16	7/8
	SB V8 318, 340, 360 '70-92	<b>58-7103</b>	Aluminum	5.547	11/16	1	1-3/4
<b>FORD</b>	SB V8 289, 302, 351W '65-77	<b>58-1028</b>	Aluminum	5.440	5/8	5/8	1-3/4
	BB FE V8 330, 352, 360, 390, 410, 427, 428 '65-76	<b>58-1075</b>	Grey Iron	7.600	1/2-14 NPT	5/8	2.0
	SB V8 302, 351W '80-91	<b>58-4014</b>	Grey Iron	5.700	3/4	5/8	1-3/4
	SB V8 255, 302 '79-85	<b>58-4024</b>	Aluminum	5.735	5/8	11/16	1-3/4
	SB V8 255, 302, 351W Reverse R'tion	<b>58-4038</b>	Aluminum	5.734	5/8	11/16	1-3/4
	SB V8 302, 351W '87-96	<b>58-4044</b>	Aluminum	5.735	5/8	5/8	1-3/4
	SB V8 255, 302, 351W '79-91	<b>58-4052</b>	Aluminum	5.734	3/4	5/8	1-3/4
	SB V8 255, 302, 351W '69-87	<b>58-953</b>	Aluminum	5.710	11/16	11/16	1-7/8
<b>GM</b>	SB 396, 402, 427, 454 '69-97	<b>58-1002</b>	Grey Iron	7.287	1/2-14 NPT	1/2-14 NPT	1-3/4
	SB 350, V6 196, 231, 252 '73-89	<b>58-1018</b>	Grey Iron	4.550	3/4	N/A	1-1/2
	SB 265, 283, 302, 307, 327, 350, 400 '69-76	<b>58-1109</b>	Grey Iron	6.932	1/2-14 NPT	N/A	1-3/4
	SB 260, 307, 350, 403, 455 '71- 90	<b>58-1120</b>	Grey Iron	5.950	3/4	3/4	1-1/2
	SB 265, 283, 302, 307, 327, 350, 400 '69-76	<b>58-1121</b>	Grey Iron	6.932	1/2-14 NPT	N/A	1-3/4
	SB 265, 283, 302, 307, 327, 350, 400 '72-96	<b>58-1121A</b>	Aluminum	6.932	1/2-14 NPT	N/A	1-3/4
	SB V8 265, 283, 302, 307, 327, 350, 400 Reverse R'tion '84-91	<b>58-5016</b>	Aluminum	5.800	1/2-14 NPT	N/A	1-1/2
	SB 396, 402, 427, 454 '65-72	<b>58-5019</b>	Aluminum	5.752	1/2-14 NPT	1/2-14 NPT	2.0
	BB 454 '88-00	<b>58-5038</b>	Grey Iron	7.287	1/2-14 NPT	1/2-14 NPT	1-3/4
	SB 265, 283, 302, 307, 327, 350, 400 '92-93	<b>58-5044</b>	Aluminum	5.795	3/4-14 NPT	1/2-14 NPT	1-3/4
	SB 305, 350 & V6 262 '87-96	<b>58-5049</b>	Grey Iron	6.932	1/2-14 NPT	N/A	1-3/4
	L6 194, 230, 250, 292 '63-78	<b>58-895</b>	Aluminum	3.900	7/8	N/A	1-3/4
	SB 265, 283, 302, 307, 327, 350, 400 '55-72	<b>58-898</b>	Grey Iron	5.659	1/2-14 NPT	3/4-14 NPT	1-13/16
	SB 265, 283, 302, 307, 327, 350, 400 '55-72	<b>58-898A</b>	Aluminum	5.659	1/2-14 NPT	3/4-14 NPT	1-13/16
	SB 265, 283, 302, 307, 327, 350, 400 '71-90	<b>58-984</b>	Grey Iron	5.795	1/2-14 NPT	3/4-14 NPT	1-3/4
	SB 265, 283, 302, 307, 327, 350, 400 '71-90	<b>58-984A</b>	Aluminum	5.795	1/2-14 NPT	3/4-14 NPT	1-3/4